

TEL OPINION RESEARCH

New Hampshire Democrat Primary Track

N=600, MOE +/-4% at 95% Confidence Interval

Conducted from 5/20/19 - 5/22/19

New Hampshire Democrat Primary

N=600 Likely Voters: MOE +/- 4% at the 95% confidence level

Sample Details

33% of the respondents were interviewed on their cell phone

| Demographic | Sample | Demographic | Sample | Demographic | Sample |
|-----------------------------|--------|-----------------------------|--------|---------------------------------------|--------|
| Party | | Gender | | Media Markets & Geographic | |
| Republican | 0% | Female | 60% | Boston | 85% |
| Democrat | 70% | Male | 40% | Burlington-Plattsburg | 10% |
| NMP | 29% | Age | | Portland-Auburn | 5% |
| Primary Vote History | | 18-29 | 3% | | |
| New | 2% | 30-44 | 15% | | |
| 1 of 3 | 40% | 45-54 | 12% | | |
| 2 of 3 | 33% | 55-64 | 23% | | |
| 3 of 3 | 26% | 65-74 | 28% | | |
| Ideology | | 75+ | 20% | | |
| Very Conservative | 2% | Likely Voter Trigger | | | |
| Somewhat Conservative | 8% | Definitely Voting | 89% | | |
| Moderate | 17% | Probably Voting | 11% | | |
| Somewhat Liberal | 33% | | | | |
| Very Liberal | 40% | | | | |

Full Methodology

N=600 Likely Voters: MOE +/- 4% at the 95% confidence level

- This survey sampled 600 registered voters who have voted in at least 1 of the last 3 Democrat primaries in New Hampshire plus new registrants since November of 2018 .
- At the top of the survey there was a likely voter trigger question: *“How likely are you to vote in the 2020 Democrat Primary election for President?”*. If the respondents indicated they were *“definitely voting”* or *“probably voting”* they were then triggered into the survey.
- There were a total of 24 questions asked in this survey.
- The interviews were conducted via live callers only on both landlines and cell phones. The interviews began on 5/20 and ended on 5/22.
 - 216 interviews were completed on 5/20
 - 546 interviews were completed on 5/21
 - The remaining 54 interviews were completed by 5/22
- 33% of the respondents in this survey were interviewed via their cell phone.

Key Findings

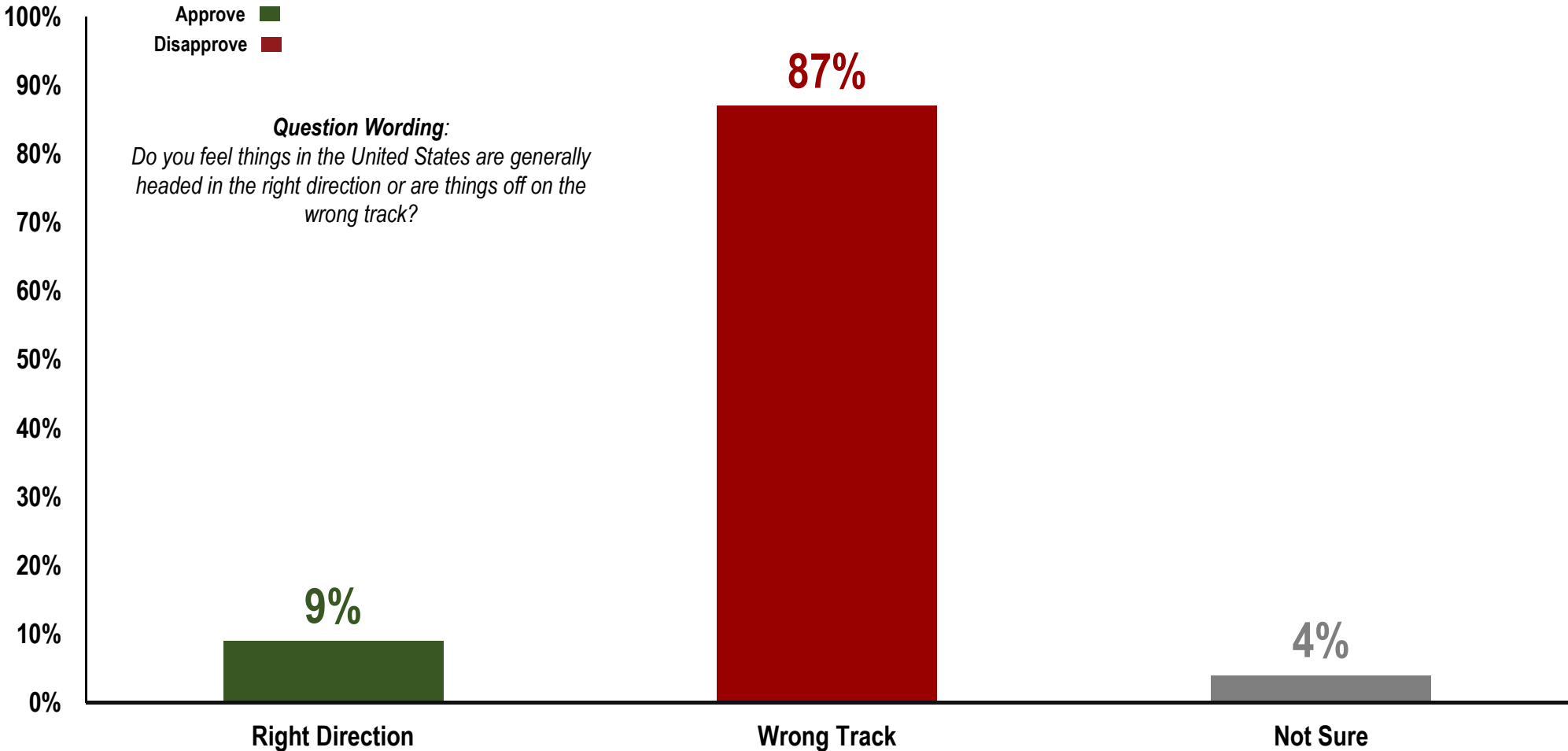
- Former Vice President Joe Biden is the clear frontrunner in our benchmark survey of likely Democrat Primary voters in New Hampshire. His +69% net favorability rating (82% Favorable – 48% Very Favorable) is driving a 21% lead on the open-ended ballot for the Democratic nomination. Biden also has half the negatives (13%) of the 2016 New Hampshire primary winner, Senator Bernie Sanders (23%).
- The open ended ballot suggests three tiers of candidates in the nation's first primary state:
 - Tier I – Joe Biden
 - Tier II – Bernie Sanders, Elizabeth Warren, Pete Buttigieg & Kamala Harris
 - Tier III – everyone else
- Buttigieg & Harris show impressive strength as candidates from outside this region and we will watch them over the summer and into the fall. Senator Harris has 94% total name ID with a 59% net favorability rating in this sample (68% Fav – 9% Unfav with 17% No Opinion). Mayor Buttigieg's has 91% name ID with a 52% net favorability rating (61% Fav – 9% Unfav with 21% No Opinion). Both candidates have better net favorability ratings than Bernie Sanders (+46%). For comparison:
 - Elizabeth Warren (+58% net favorability, 74% Fav – 16% Unfav with 9% No Opinion)
 - Bernie Sanders (+46% net favorability, 69% Fav – 23% Unfav with 8% No Opinion)
- We will go back into the field following the first debates at the end of June to compare movement from these benchmark findings.

Biggest Issue Facing the US

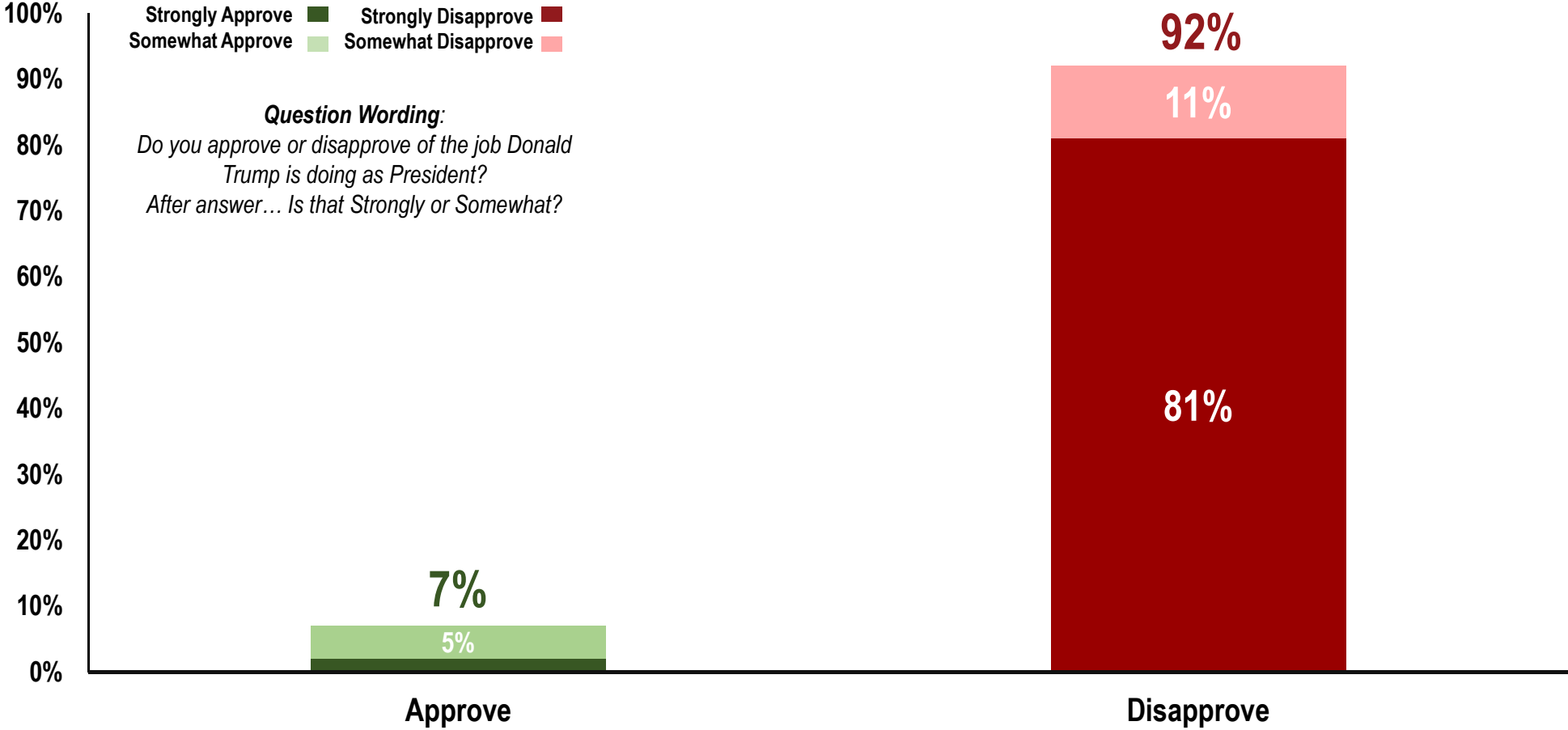
| Issue | Frequency |
|--|-----------|
| IMPROVING THE ECONOMY/BETTER JOBS | 18 |
| ENVIRONMENT-CLEANER/SAFER ENVIRONMENT | 8 |
| HEALTHCARE-PROTECT PRE-EXISTING CONDITIONS | 8 |
| LOWER TAXES | 7 |
| HEALTHCARE-MEDICARE FOR ALL | 7 |
| IMMIGRATION-HUMANE TREATMENT OF IMMIGRANTS | 6 |
| STRICTER GUN CONTROL/BACKGROUND CHECKS | 6 |
| IMPROVED PUBLIC EDUCATION | 6 |
| HEALTHCARE-LOWER PRESCRIPTION DRUG PRICES | 6 |
| ENVIRONMENT-IN GENERAL | 5 |
| EXPANDED EDUCATION OPTIONS | 4 |
| IMMIGRATION-ALLOW DACA RECIPIENTS TO | 3 |
| FOREIGN AFFAIRS-IRAN,IRAQ,NORTH KOREA | 3 |
| WOMEN'S RIGHTS-ABORTION | 3 |
| GET TRUMP OUT OF OFFICE | 3 |
| NOT SURE | 3 |
| EFFORTS TO REDUCE CRIME | 2 |
| DRUGS/OPIOIDS | 2 |



Right Direction/Wrong Track in the United States



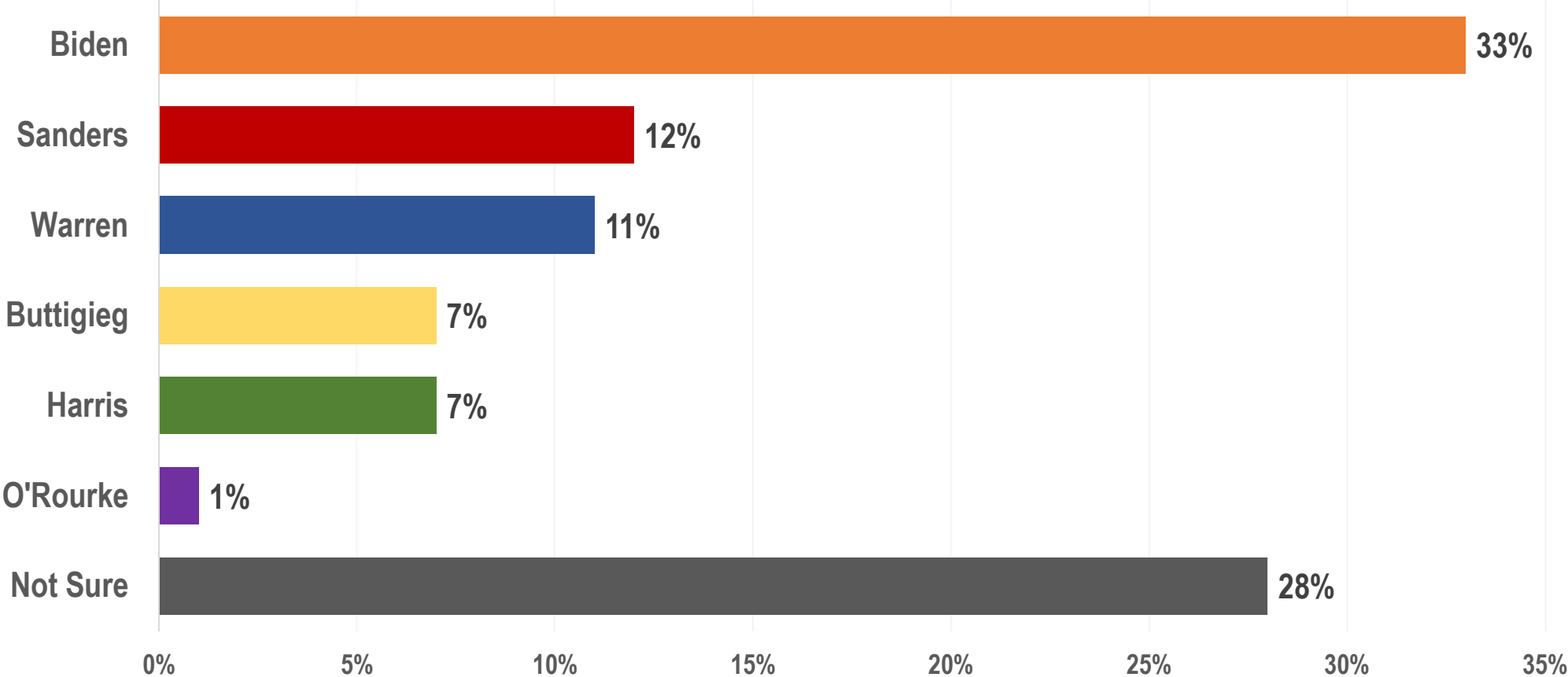
Job Approval: President Trump



Open-Ended Democratic Primary Ballot

While the New Hampshire primary is months away and more candidates could still announce, who would you like to see win the Democratic Presidential nomination?

Open-Ended Democratic Primary Ballot



Open-Ended Democratic Primary Ballot

| | Biden | Sanders | Warren | Buttigieg | Harris | Not Sure |
|----------------------------------|-------|---------|--------|-----------|--------|----------|
| TOPLINE | 33 | 12 | 11 | 7 | 7 | 28 |
| VERY LIBERAL | 34 | 15 | 14 | 9 | 11 | 17 |
| SOMEWHAT LIBERAL | 37 | 11 | 10 | 6 | 4 | 30 |
| SOMEWHAT CONSERV. | 34 | 4 | 17 | 4 | 0 | 36 |
| MODERATE | 21 | 11 | 5 | 5 | 5 | 50 |
| HIGH SCHOOL > | 41 | 8 | 10 | 6 | 5 | 29 |
| SOME COLLEGE | 37 | 12 | 9 | 5 | 6 | 26 |
| 2 YEAR ASSOC. | 24 | 18 | 7 | 9 | 11 | 29 |
| TECH VOCATION. | 42 | 22 | 15 | 2 | 0 | 15 |
| 4 YEAR DEGREE | 33 | 11 | 13 | 6 | 5 | 30 |
| POST GRADUATE | 32 | 9 | 11 | 10 | 9 | 29 |
| 30-44 | 26 | 16 | 16 | 6 | 9 | 26 |
| 45-54 | 28 | 17 | 11 | 14 | 4 | 24 |
| 55-64 | 33 | 12 | 9 | 7 | 8 | 28 |
| 65-74 | 39 | 11 | 11 | 6 | 6 | 26 |
| 75+ | 37 | 8 | 11 | 4 | 6 | 32 |
| MALE | 34 | 13 | 9 | 9 | 6 | 27 |
| FEMALE | 33 | 12 | 12 | 6 | 7 | 29 |
| ONE OF THREE | 34 | 14 | 11 | 8 | 6 | 28 |
| TWO OF THREE | 34 | 14 | 13 | 6 | 9 | 23 |
| THREE OF THREE | 33 | 6 | 10 | 7 | 5 | 35 |
| DEMOCRAT | 34 | 13 | 11 | 7 | 6 | 27 |
| INDEPENDENT | 32 | 10 | 10 | 8 | 7 | 32 |
| VERY LIBERAL DEMS | 36 | 16 | 13 | 8 | 10 | 17 |
| SOMEWHAT/MODERATE LIBERAL DEMS | 33 | 12 | 10 | 5 | 4 | 35 |
| CONSERVATIVE DEMS | 32 | 6 | 12 | 12 | 0 | 35 |
| VERY LIBERAL INDEP. | 27 | 11 | 16 | 13 | 16 | 16 |
| SOMEWHAT/MODERATE LIBERAL INDEP. | 30 | 9 | 5 | 7 | 4 | 42 |

Favorability Amongst Notable Democrats

○ = Total Name ID

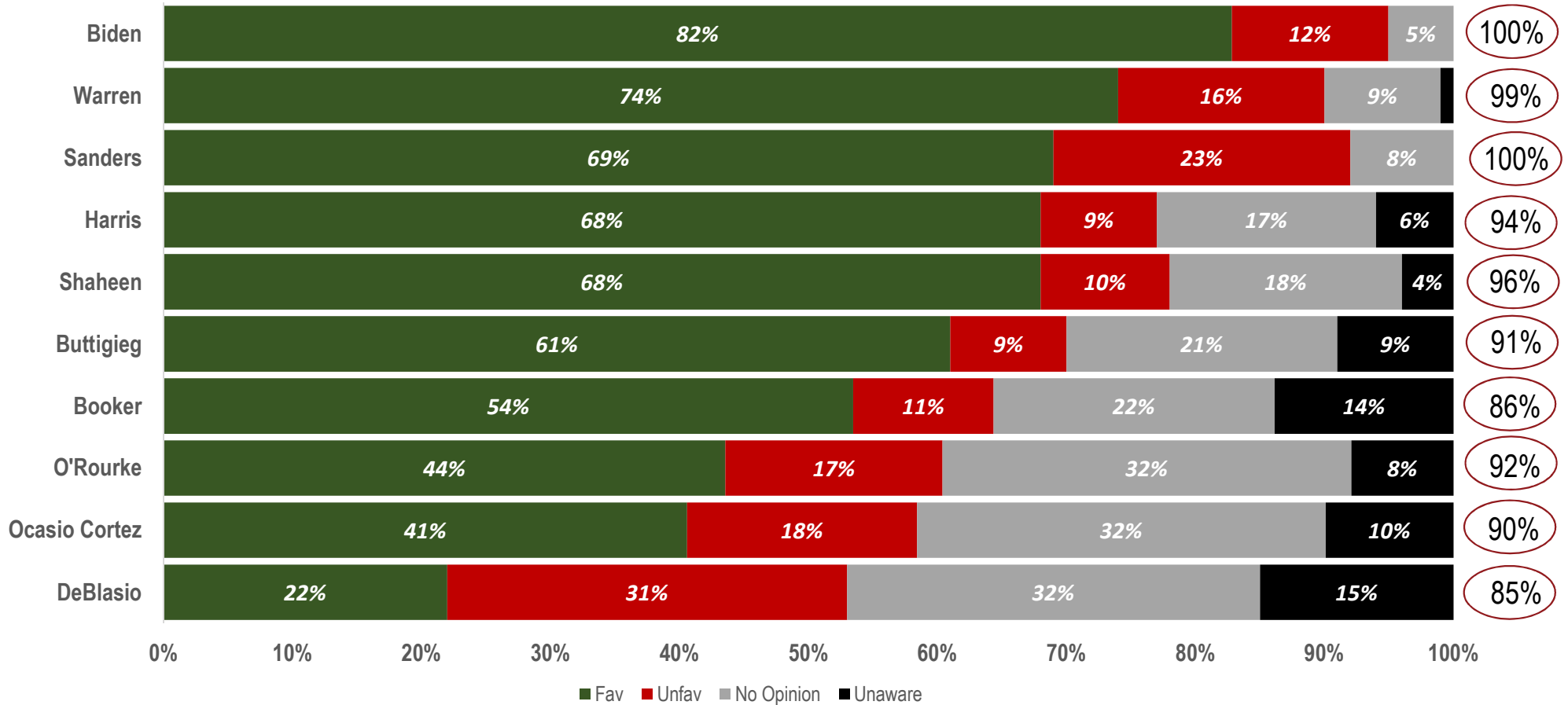
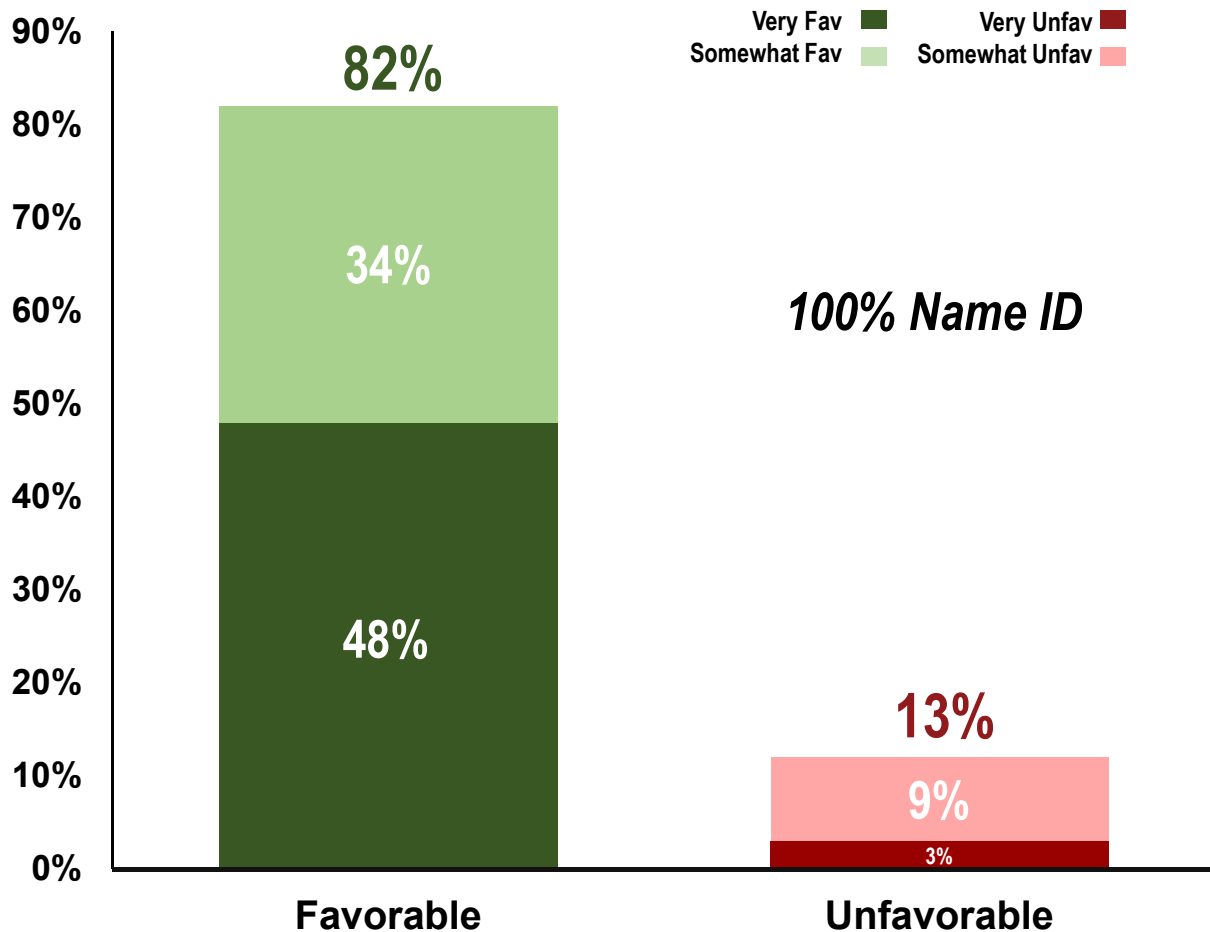
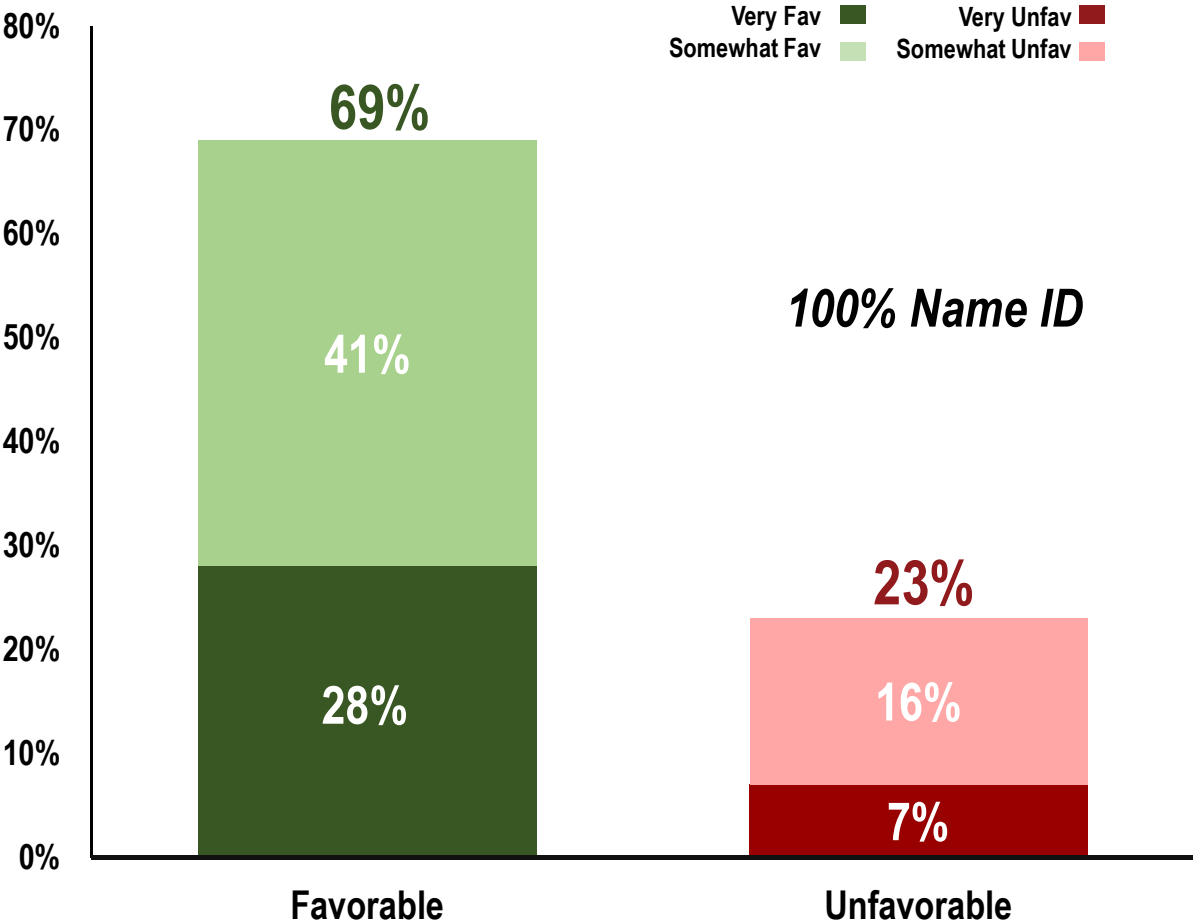


Image: Joe Biden



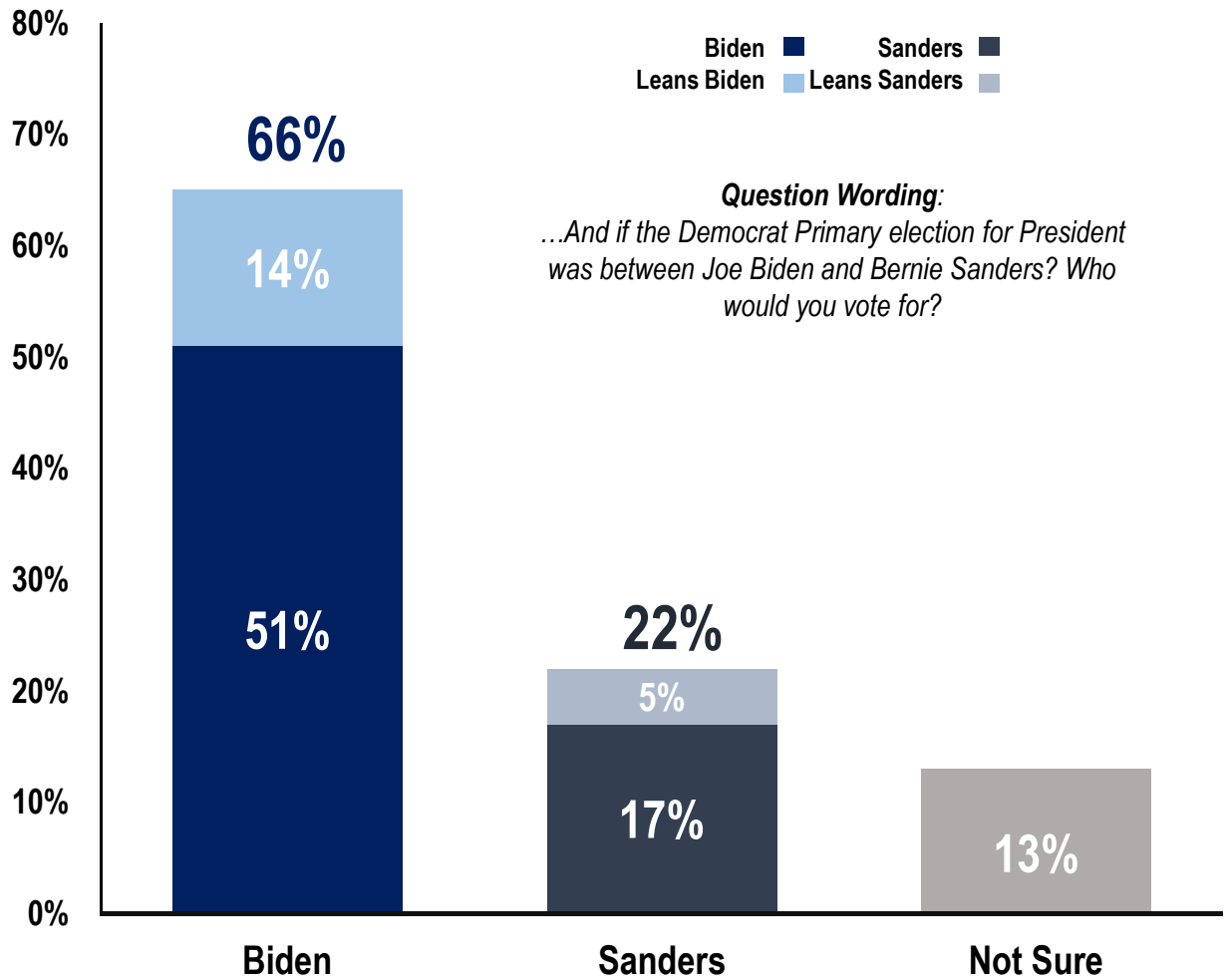
| | Fav | Unfav | Net Fav |
|-----------------------------|-----------|-----------|-----------|
| TOPLINE | 82 | 13 | 69 |
| VERY LIBERAL | 83 | 12 | 71 |
| SOMEWHAT LIBERAL | 88 | 10 | 78 |
| SOMEWHAT CONSERV. | 79 | 19 | 60 |
| MODERATE | 70 | 17 | 53 |
| HIGH SCHOOL > | 86 | 6 | 79 |
| SOME COLLEGE | 77 | 18 | 59 |
| 2 YEAR ASSOC. | 84 | 13 | 71 |
| TECH/VOCATION. | 88 | 10 | 78 |
| 4 YEAR DEGREE | 82 | 11 | 71 |
| POST GRADUATE | 80 | 15 | 64 |
| UNSURE ON OPEN-ENDED BALLOT | 72 | 14 | 57 |
| 30-44 | 74 | 19 | 55 |
| 45-54 | 81 | 19 | 61 |
| 55-64 | 85 | 12 | 73 |
| 65-74 | 84 | 10 | 75 |
| 75+ | 85 | 8 | 78 |
| MALE | 79 | 15 | 64 |
| FEMALE | 83 | 11 | 73 |
| ONE OF THREE | 84 | 11 | 74 |
| TWO OF THREE | 82 | 12 | 70 |
| THREE OF THREE | 78 | 15 | 63 |
| DEM | 84 | 11 | 73 |
| INDEPENDENT | 78 | 16 | 62 |

Image: Bernie Sanders



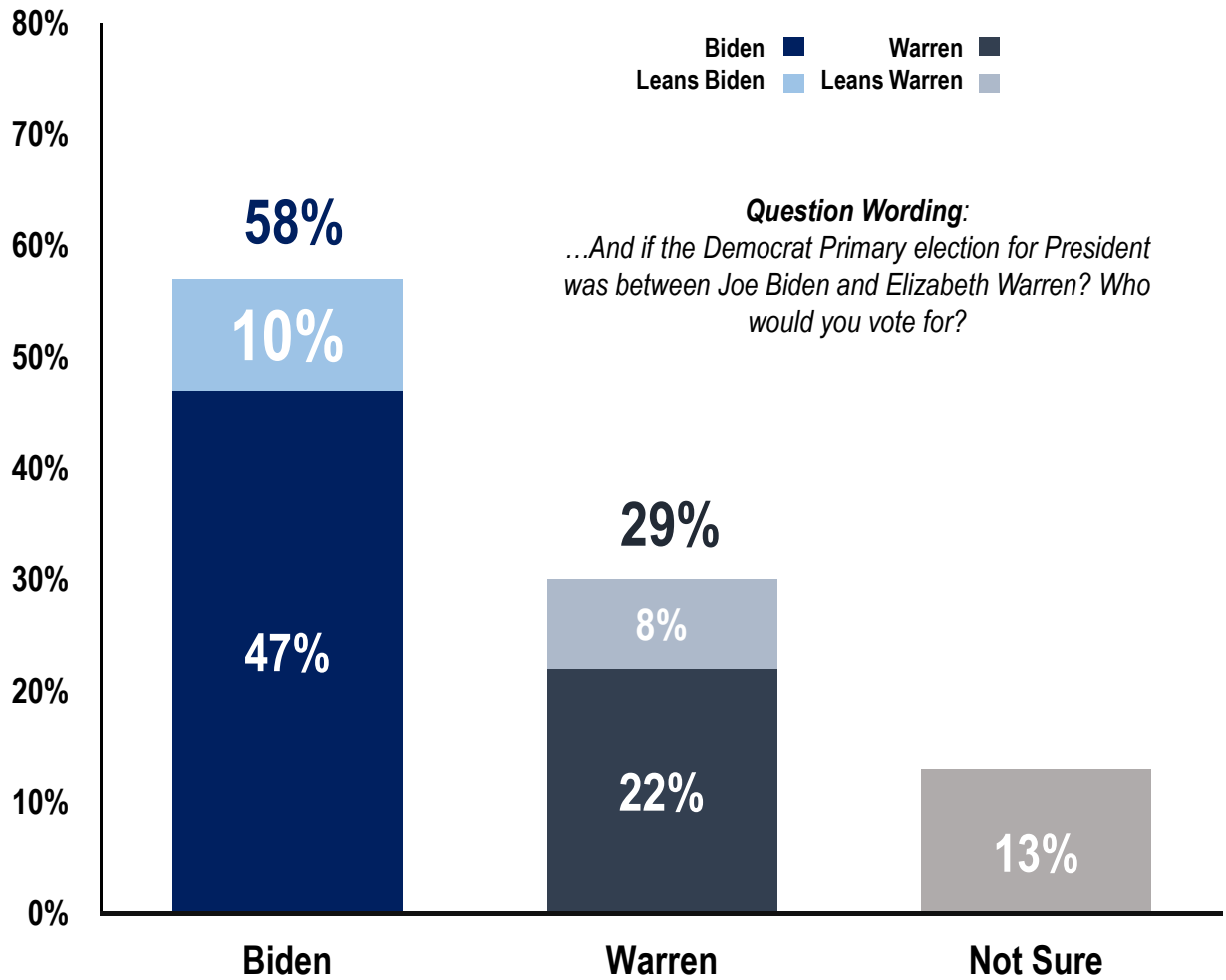
| | Fav | Unfav | Net Fav |
|-------------------|-----------|-----------|-----------|
| TOPLINE | 69 | 23 | 46 |
| VERY LIBERAL | 66 | 24 | 42 |
| SOMEWHAT LIBERAL | 78 | 17 | 61 |
| SOMEWHAT CONSERV. | 53 | 34 | 19 |
| MODERATE | 69 | 25 | 44 |
| HIGH SCHOOL > | 68 | 19 | 49 |
| SOME COLLEGE | 66 | 29 | 37 |
| 2 YEAR ASSOC. | 73 | 22 | 51 |
| TECH VOCATION. | 70 | 15 | 55 |
| 4 YEAR DEGREE | 74 | 18 | 56 |
| POST GRADUATE | 62 | 30 | 31 |
| 30-44 | 77 | 15 | 62 |
| 45-54 | 62 | 29 | 33 |
| 55-64 | 72 | 22 | 50 |
| 65-74 | 65 | 25 | 41 |
| 75+ | 68 | 25 | 42 |
| MALE | 72 | 20 | 53 |
| FEMALE | 66 | 25 | 41 |
| ONE OF THREE | 71 | 21 | 50 |
| TWO OF THREE | 67 | 25 | 42 |
| THREE OF THREE | 67 | 24 | 44 |
| DEM | 71 | 22 | 49 |
| INDEP. | 65 | 26 | 39 |

Head to Head: Biden vs Sanders



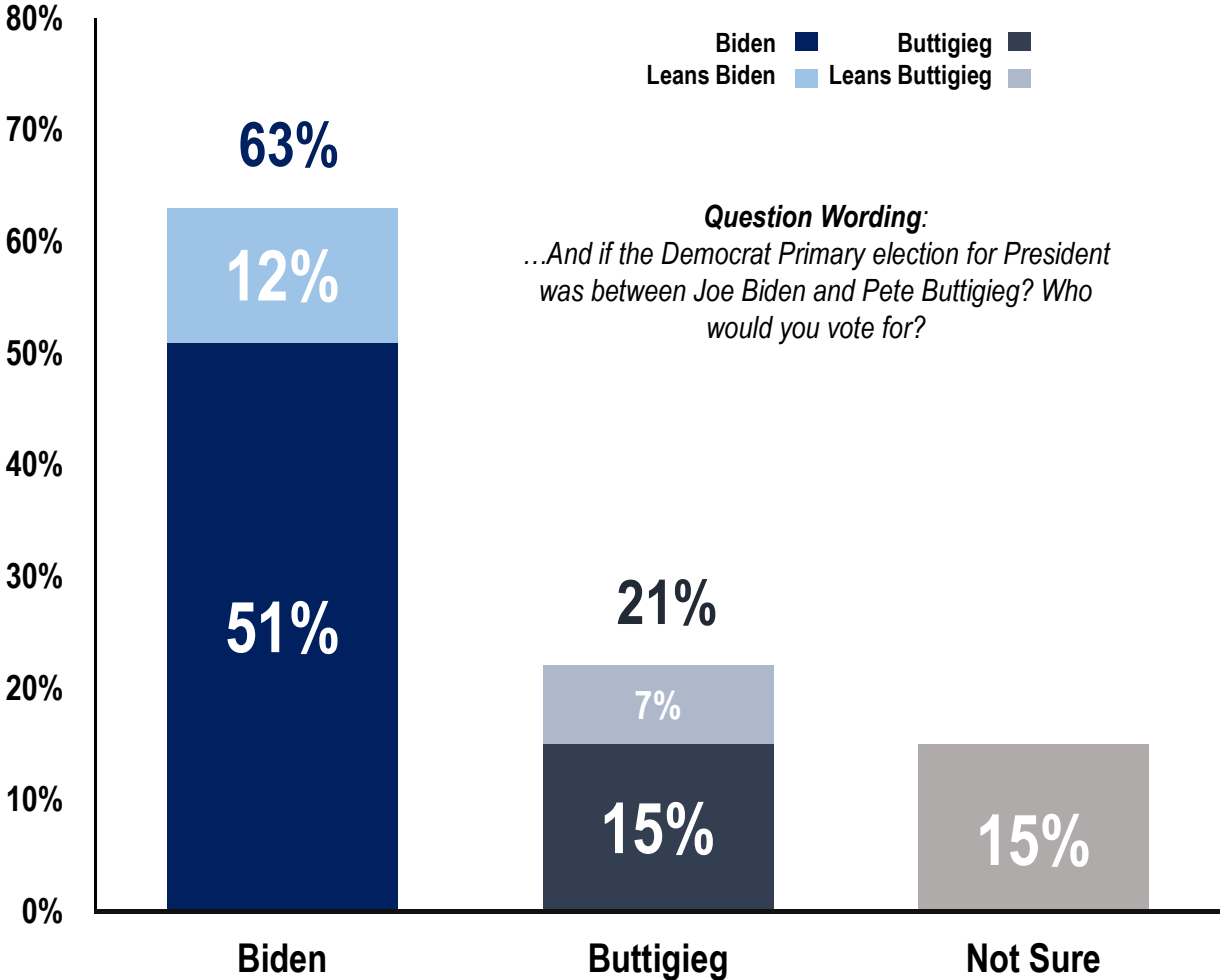
| | BIDEN | SANDERS | NET BIDEN |
|--------------------------------------|-------|---------|-----------|
| TOPLINE | 66 | 22 | 44 |
| VERY LIBERAL | 64 | 27 | 38 |
| SOMEWHAT LIBERAL | 73 | 17 | 56 |
| SOMEWHAT CONSERV. | 72 | 9 | 64 |
| MODERATE | 49 | 28 | 21 |
| 30-44 | 57 | 33 | 24 |
| 45-54 | 61 | 28 | 33 |
| 55-64 | 66 | 19 | 47 |
| 65-74 | 66 | 20 | 47 |
| 75+ | 74 | 15 | 59 |
| MALE | 64 | 25 | 38 |
| FEMALE | 67 | 20 | 47 |
| DEM/VL | 62 | 30 | 32 |
| DEM/SL-M | 68 | 18 | 50 |
| DEM/C | 76 | 12 | 65 |
| IND/VL | 71 | 15 | 56 |
| IND/SL-M | 59 | 26 | 33 |
| SUPPORTS UNIVERSAL HC | 67 | 23 | 44 |
| CHOSE KAMALA HARRIS ON OPEN ENDED | 69 | 18 | 51 |
| CHOSE ELIZABETH WARREN ON OPEN ENDED | 62 | 24 | 39 |

Head to Head: Biden vs Warren



| | BIDEN | WARREN | NET BIDEN |
|------------------------------------|-----------|-----------|-----------|
| TOPLINE | 58 | 29 | 29 |
| VERY LIBERAL | 60 | 31 | 28 |
| SOMEWHAT LIBERAL | 57 | 33 | 24 |
| SOMEWHAT CONSERV. | 62 | 26 | 36 |
| MODERATE | 51 | 23 | 28 |
| 30-44 | 48 | 38 | 10 |
| 45-54 | 57 | 35 | 22 |
| 55-64 | 61 | 27 | 34 |
| 65-74 | 57 | 29 | 28 |
| 75+ | 63 | 24 | 39 |
| MALE | 61 | 26 | 35 |
| FEMALE | 56 | 31 | 24 |
| DEM/VL | 58 | 34 | 25 |
| DEM/SL-M | 56 | 31 | 25 |
| DEM/C | 65 | 24 | 41 |
| IND/VL | 64 | 24 | 40 |
| IND/SL-M | 52 | 27 | 25 |
| SUPPORTS UNIVERSAL HC | 56 | 34 | 21 |
| CHOSE BERNIE SANDERS ON OPEN ENDED | 52 | 37 | 15 |
| CHOSE PETE BUTTIGIEG ON OPEN ENDED | 43 | 45 | -2 |

Head to Head: Biden vs Buttigieg



| | BIDEN | BUTTIGIEG | NET BIDEN |
|--------------------------------------|-------|-----------|-----------|
| TOPLINE | 63 | 21 | 42 |
| VERY LIBERAL | 60 | 28 | 32 |
| SOMEWHAT LIBERAL | 69 | 18 | 52 |
| SOMEWHAT CONSERV. | 70 | 15 | 55 |
| MODERATE | 53 | 18 | 35 |
| 30-44 | 53 | 30 | 24 |
| 45-54 | 61 | 28 | 33 |
| 55-64 | 66 | 16 | 50 |
| 65-74 | 66 | 19 | 47 |
| 75+ | 67 | 19 | 48 |
| MALE | 64 | 22 | 42 |
| FEMALE | 62 | 21 | 42 |
| DEM/VL | 62 | 26 | 36 |
| DEM/SL-M | 65 | 17 | 49 |
| DEM/C | 68 | 21 | 47 |
| IND/VL | 53 | 35 | 18 |
| IND/SL-M | 60 | 20 | 41 |
| SUPPORTS UNIVERSAL HC | 65 | 21 | 44 |
| CHOSE BERNIE SANDERS ON OPEN ENDED | 58 | 31 | 27 |
| CHOSE ELIZABETH WARREN ON OPEN ENDED | 56 | 24 | 32 |